

Republic of the Philippines

BAYUGAN WATER DISTRICT

Condensed Statement of Comprehensive Income

For the period ended December 30, 2019


		This Month	Year to Date
<b>INCOME:</b>			
Service and Business Income	P	4,891,255.09	58,687,719.32
<b>TOTAL SERVICE AND BUSINESS INCOME</b>	<b>P</b>	<b>4,891,255.09</b>	<b>58,687,719.32</b>
<b>EXPENSES:</b>			
Personnal Services	P	1,600,972.39	11,229,764.24
Maintenance and Other Operating Expenses		2,170,869.74	25,215,238.73
Financial Expenses		442,917.43	5,401,173.39
NonCash Expenses		985,419.21	10,053,566.20
<b>TOTAL OPERATING EXPENSES</b>	<b>P</b>	<b>5,200,178.77</b>	<b>51,899,742.56</b>
<b>NET INCOME/LOSS:</b>	<b>P</b>	<b>(308,923.68)</b>	<b>6,787,976.76</b>


0.00

-

Prepared by:

Noted:

  
ROBELYN T. LADARAN  
DM-AFD

  
FELIPA M. ASIS, MPA  
General Manager

Republic of the Philippines  
BAYUGAN WATER DISTRICT

**CASH FLOW STATEMENT**  
For the Period December 30, 2019

		This Month	Year to Date
<b>Cash Flows from Operating Activities</b>			
<b>Cash Inflows:</b>			
Collection of Receivables(Water)	P	4,058,043.70	53,265,917.76
Receipt fro Business/Service Income		277,764.06	4,007,597.88
Other Receipts		189,412.19	1,443,986.09
Receipt of Performance/Bidders/Bail Bonds			-
<b>Total Cash Inflows</b>	P	<b>4,525,219.95</b>	<b>58,717,501.73</b>
<b>Cash Outflows:</b>			
Payment of Operating Expenses:			
Payment of Expenses	P	2,844,857.24	30,247,579.66
Purchase of Inventories			-
Payment of Payables		1,960,682.18	15,515,908.51
Payment of Inter-Agency Remittances		504,481.58	5,905,482.89
adjustments			(22,734.25)
<b>Total Cash Outflows</b>	P	<b>5,310,021.00</b>	<b>51,646,236.81</b>
<b>Total Cash Provided (used) by Operating Activities</b>	P	<b>(784,801.05)</b>	<b>7,071,264.92</b>
<b>Cash Flows from Investing Activities:</b>			
<b>Cash Inflows:</b>			
Receipt from Interest Earned	P		4,688.97
<b>Total Cash Inflows</b>			
<b>Cash Outflows:</b>			
Investments in Securities	P		
Purchase/construction of PPE			367,119.65
<b>Total Cash Outflows</b>		-	367,119.65
<b>Total Cash Provided (Used) by Investing Activities</b>	P	-	<b>(362,430.68)</b>
<b>Cash Flows from Financing Activities</b>			
<b>Cash Inflows:</b>			
Proceeds from Borrowings (Loans Payable)	P	1,576,284.71	1,576,284.71
<b>Cash Outflows:</b>			
Payment of Loan Amortization	P	877,194.90	10,527,141.75
Other Financial Charges	P		1,030,000.00
<b>Total Cash Provided (used) by Financing Activities</b>	P	<b>699,089.81</b>	<b>(9,980,857.04)</b>
<b>Cash Provided by Operating, Investing and Financing Activities</b>	P	<b>(85,711.24)</b>	<b>(3,272,022.80)</b>
<b>Add: Cash and Cash Equivalents - Beginning</b>	P	<b>3,114,358.68</b>	<b>6,300,670.24</b>
<b>Cash and Cash Equivalents, Ending</b>	P	<b>3,028,647.44</b>	<b>3,028,647.44</b>
<b>Accounted as Follows :</b>			
Petty cash	P		
Cash on Hand			150,715.04
Cash in Bank-Loan Account			23,973.89
Cash in Bank-DBP			2,003,416.44
Cash in Bank-LBP BADS			850,542.07
<b>TOTAL</b>	P		<b>3,028,647.44</b>

Prepared by:

**ROBELYN T. LADARAN**  
DM-Admin./Finance

Noted:


**FELIPA M. ASIS,MPA**  
General Manager

4:42pm 1/13/2020


Republic of the Philippines  
 BAYUGAN WATER DISTRICT  
 Condensed Statement of Financial Position  
 As of December 30, 2019

<u>ASSETS</u>		<u>This Month</u>	<u>Year to Date</u>
<i>Current Assets</i>			
Cash and Cash Equivalents (Note 3)	P	(85,651.24)	3,028,707.44
Receivables (Note 4)		412,945.75	3,615,304.91
Inventories (Note 5)		(12,467.13)	6,766,829.58
Other Assets (Note 6)		11,114.71	(495.92)
Prepaid Insurance		(4,860.56)	4,929.75
Total Current Assets	P	321,081.53	13,415,275.76
<i>Non-Current Assets</i>			
Property, Plant and Equipment (Note 7)		489,314.44	135,172,839.89
Intangible Assets		(2,968.75)	296,328.61
Other Non-Current Assets (Note 8)		(1,576,284.71)	3,383,491.55
Total Non-Current Assets	P	(1,089,939.02)	138,852,660.05
<b>TOTAL ASSETS</b>	P	<b>(768,857.49)</b>	<b>152,267,935.81</b>
<u>LIABILITIES</u>			
<i>Current Liabilities</i>			
Financial Liabilities (Note 9)			
Inter-Agency Payables (Note 10)		67,996.73	478,869.58
Other Payables (Note 12)		(25,685.84)	3,752,673.58
Total Current Liabilities	P	42,310.89	4,231,543.16
<i>Non-Current Liabilities</i>			
Financial Liabilities (Note 9)		(435,277.17)	90,944,256.80
Provisions (Note 12)		3,765.47	4,269,129.06
Total Non-Current Liabilities	P	(431,511.70)	95,213,385.86
<b>TOTAL LIABILITIES</b>	P	<b>(389,200.81)</b>	<b>99,444,929.02</b>
<u>EQUITY</u>			
<i>Equity</i>			
Government Equity (Note 13)		-	31,234,629.23
Income and Expense		(308,923.68)	6,787,976.76
Retained Earnings/(Deficit) (Note 13)		(70,733.00)	14,800,400.80
<b>TOTAL EQUITY</b>		<b>(379,656.68)</b>	<b>52,823,006.79</b>
<b>TOTAL LIABILITIES AND EQUITY</b>		<b>(768,857.49)</b>	<b>152,267,935.81</b>
		-	(0.00)

Prepared by:

  
 ROBELYN T. LADARAN  
 DM-AFD

Noted:

  
 FELIPA M. ASIS, MPA  
 General Manager